

Version	26-2-en
---------	---------

Features of the new KFT ChemDoc24

Login

The registration page can be accessed via the following URL:

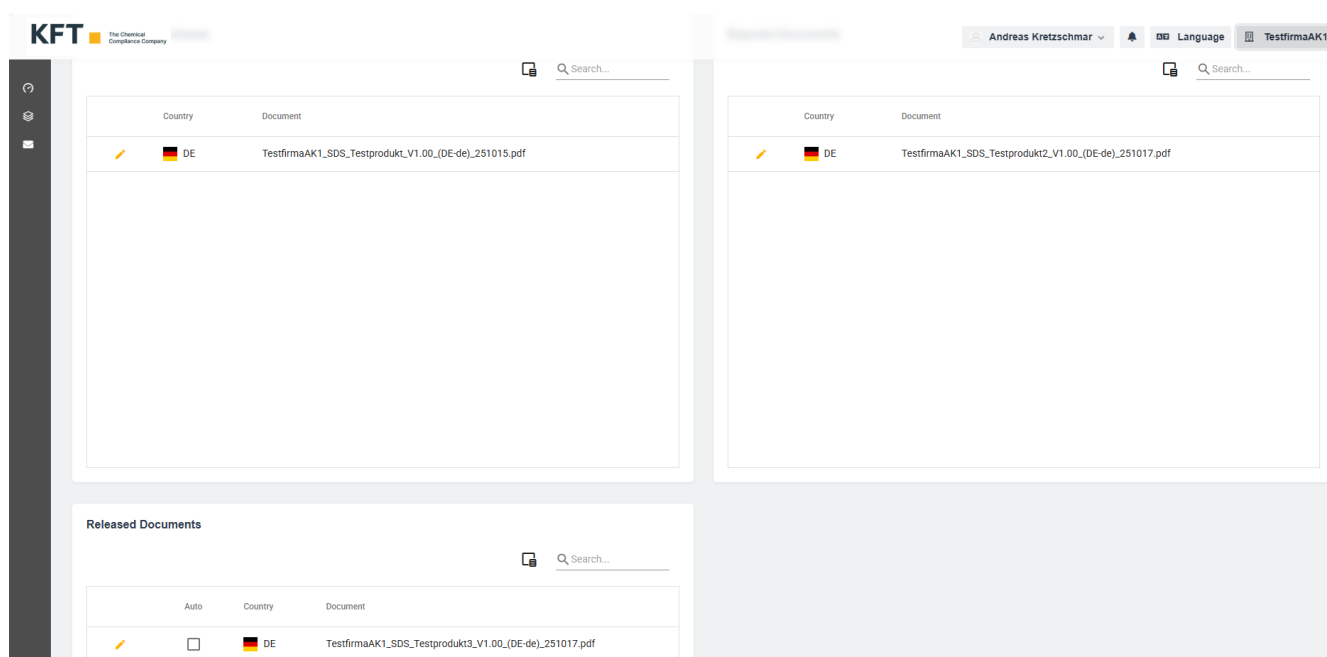
<https://kft-chemdoc24.infraserv.com/Home>

The login details will be provided via email during setup.

Dashboard

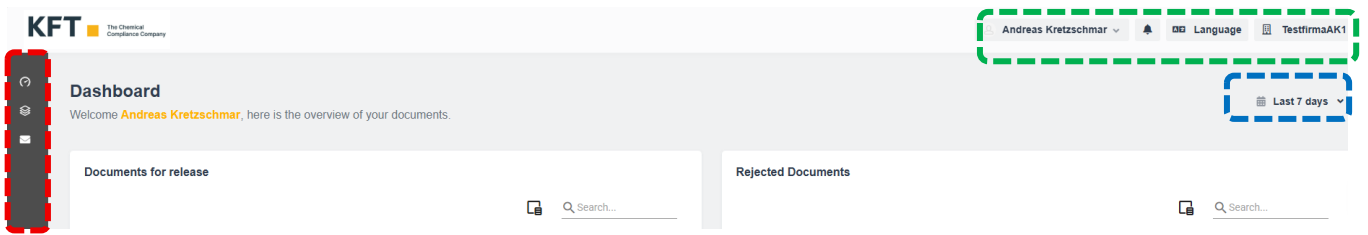
The dashboard has three sections:

- Documents awaiting approval: This section displays documents that you have not yet approved. Documents awaiting approval are watermarked. They are typically approved automatically after 14 days.
- Rejected documents: These documents have already been rejected. The KFT team is automatically notified.
- Approved documents: These are the final documents without a watermark.



The screenshot displays the KFT ChemDoc24 dashboard interface. It features a top navigation bar with the KFT logo and user information (Andreas Kretzschmar). The main content area is divided into three sections:

- Documents Awaiting Approval:** A table with columns 'Country' and 'Document'. It shows one entry: DE (Germany) with the document 'TestfirmaAK1_SDS_Testprodukt_V1.00_(DE-de)_251015.pdf'.
- Rejected Documents:** A table with columns 'Country' and 'Document'. It shows one entry: DE (Germany) with the document 'TestfirmaAK1_SDS_Testprodukt2_V1.00_(DE-de)_251017.pdf'.
- Released Documents:** A table with columns 'Auto', 'Country', and 'Document'. It shows one entry: DE (Germany) with the document 'TestfirmaAK1_SDS_Testprodukt3_V1.00_(DE-de)_251017.pdf'.



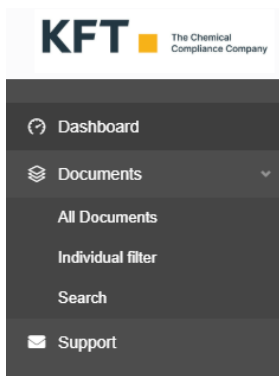
Red outline: (Symbols on the left): This opens the menu (description below).

Green outline: The language can be switched between German and English in the upper right corner. If multiple companies are assigned to an account, you can switch between them here.

Blue outline: By default, the dashboard displays documents from the last 7 days. This selection can be customized.

Menu (left side)

The menu will expand automatically:



The following can be accessed here:

- Documents
- Custom filters
- Search
- Contact support

Documents

A list of all documents is displayed here.

Red outline: Clicking the document icon displays a preview of the documents, including all searchable attributes. Documents can be selected by clicking the checkbox to the left of the icon. Once at least one checkbox is selected, a "Download" button appears in the bottom right corner, allowing you to download the selected SDS file.

Green outline: The (filtered) list can be exported as an Excel file using the Excel icon. Columns can be added or removed using the "Column" field (see description below). The "Search..." field allows you to search across all attributes.

Blue outline: All documents can be selected using the checkbox in the top left corner. All selected documents can be downloaded using the "Download" button in the bottom right corner. Clicking on the column headers opens a filter function. Additionally, the search field below each column header allows you to search specifically within that column.

Ziehen Sie eine Spalte hierhin, um danach zu gruppieren

<input type="checkbox"/>	Document No	Document	Handelsname	Recipenumber	Status	Document Type	Version	Created
<input type="checkbox"/>	1591	TestfirmaAK1_SDS_Testprodukt_V1.00_(DE-de)_251015.pdf	Testprodukt	Customer ...	Customer ...	SDS	1.00	15.10.2025
<input type="checkbox"/>	1614	TestfirmaAK1_SDS_Testprodukt2_V1.00_(DE-de)_251017.pdf	Testprodukt2	Rejected	Rejected	SDS	1.00	17.10.2025
<input type="checkbox"/>	1615	TestfirmaAK1_SDS_Testprodukt3_V1.00_(DE-de)_251017.pdf	Testprodukt3	Accepted	Accepted	SDS	1.00	17.10.2025

Filter function:

Recipenumber Status

Alles auswählen

Accepted

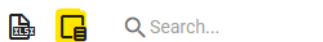
Customer Approval

Rejected

OK ABBRECHEN

Column selection:

The columns that are displayed and can be searched and sorted by can be selected via this button:



A window will open for column selection:

Spaltenauswahl ×

Articlenumber

BAuA Reg. Nr.

CAS-Nr.

The individual tiles can be dragged upwards into the column headers to add them, or from there to the "Column Selection" window to remove them.

Search

Here you can search for specific characteristics.

Country	Language	Articlenumber	Documenttype
<input type="text"/>	<input type="text"/>	<input type="text"/>	<input type="text"/>
Tradename	Productform	Projectnumber	
<input type="text"/>	<input type="text"/>	<input type="text"/>	
Status			
<input type="text"/>			

Support

Should something not work, please contact us easily via the contact function.

Change password

If you want to change your password or have forgotten it, you can click on “Forgot your password?” on the login page:

Welcome to KFT ChemDoc24

e-mail

password

[Forgot your password?](#)

You will then receive a link where you can set a new password.